



# N2

*The First Class*



# N2

*The First Class*

Function & Convenience  
Impressive Patient Comfort  
Effective Communication  
Easy to Assist  
Durability & Trust

Contents	4 Mount Type
	6 Cart Type
	8 Cart Type (Full Option)
	10 Options
	12 Upholstery Colors
	13 Space Requirement
	14 Specifications

# Mount Type



## Chair


- ① Hydraulic Chair
- ② Single Layer Cushion Backrest
- ③ Single Joint Headrest
- ④ Left Armrest
- ⑤ Single Layer Cushion Seat

## Unit

- ⑥ Unit Body
- ⑦ Assistant Table (4 Instrument holders)
- ⑧ Cuspidor/Spittoon Bowl (Glass)
- ⑨ Mounted Tissue Box
- ⑩ Cold/Warm Water Indicator (Warmer inside)
- ⑪ Light Pole
- ⑫ Luvis C300 LED Light

## Doctor Table


- ⑬ Doctor Table
- ⑭ Mouse Table
- ⑮ Secondary Tray
- ⑯ Control Panel
- ⑰ Instrument Holder (5 Holders)
- ⑱ Foot Control





### Ergonomic Tilting Seat

The seat tilts when the chair reclines and softly supports patients whole body to provide optimal position and comfort for the patient



### Slim Backrest for optimal accessibility

The thin but comfortable backrest optimizes accessibility for the doctor.



### Spacious Doctor Table

You can place various instruments on this wide Doctor Table for diverse treatments



### Flexible Assistant Table

The Assistant Table moves in a wide range to provide enough space for perfect assistance.

This table has  
4 instrument holders.  
1 High Volume Ejector  
1 Saliva Ejector  
3-way Syringe+ optional 2<sup>nd</sup> Assi



# Cart Type



# Full Option Cart Type



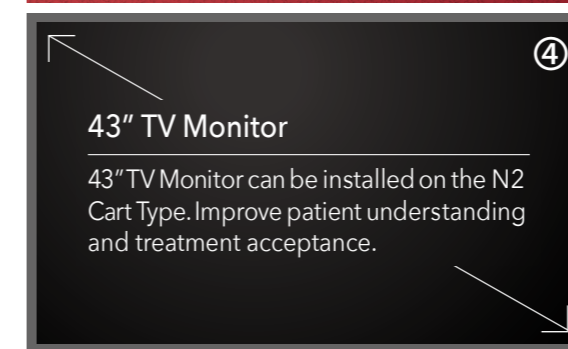
## Dual Light ML100 (Optional)

Surgical lighting effect options at affordable prices. ML100 reduces the shadow interference. ML100A Standard supports 30,000Lux. ML100B Camera supports up to 40,000Lux.



## Instrument / Surgical Table (Optional)

The optional instrument table allows for additional table space to hold all the instrumentation required for your advanced procedures.



## 43" TV Monitor









43" TV Monitor can be installed on the N2 Cart Type. Improve patient understanding and treatment acceptance.



## 2nd Assi / Self Suction Tool (Optional)

This tool allows for hands-free suction, which can be useful to free hands during procedures, or even when working alone.

# Options

 <p>Doctor Stool (Included)</p>	 <p>Assistant Stool</p>	 <p>Functional Doctor Stool</p>	 <p>Functional Assistant Stool</p>
<p>Single Layer Cushion</p> 	<p>Double Layer Cushion</p> 	 <p>Single Joint</p>	 <p>Double Joints</p>
<p><b>Headrest</b> Single Joint Headrest can be upgraded to Double Joint Headrest free of charge.</p>			

 <p>Dual Light ML 100B (Camera included)</p>	 <p>Dual Light ML 100A (No Camera)</p>	 <p>Distilled Water</p>
<p><b>Control Panel</b> Interchangeable between 4 different colors.</p>		<p><b>Tray</b> Secondary Tray is changeable to a Chart tray.</p>
		
		

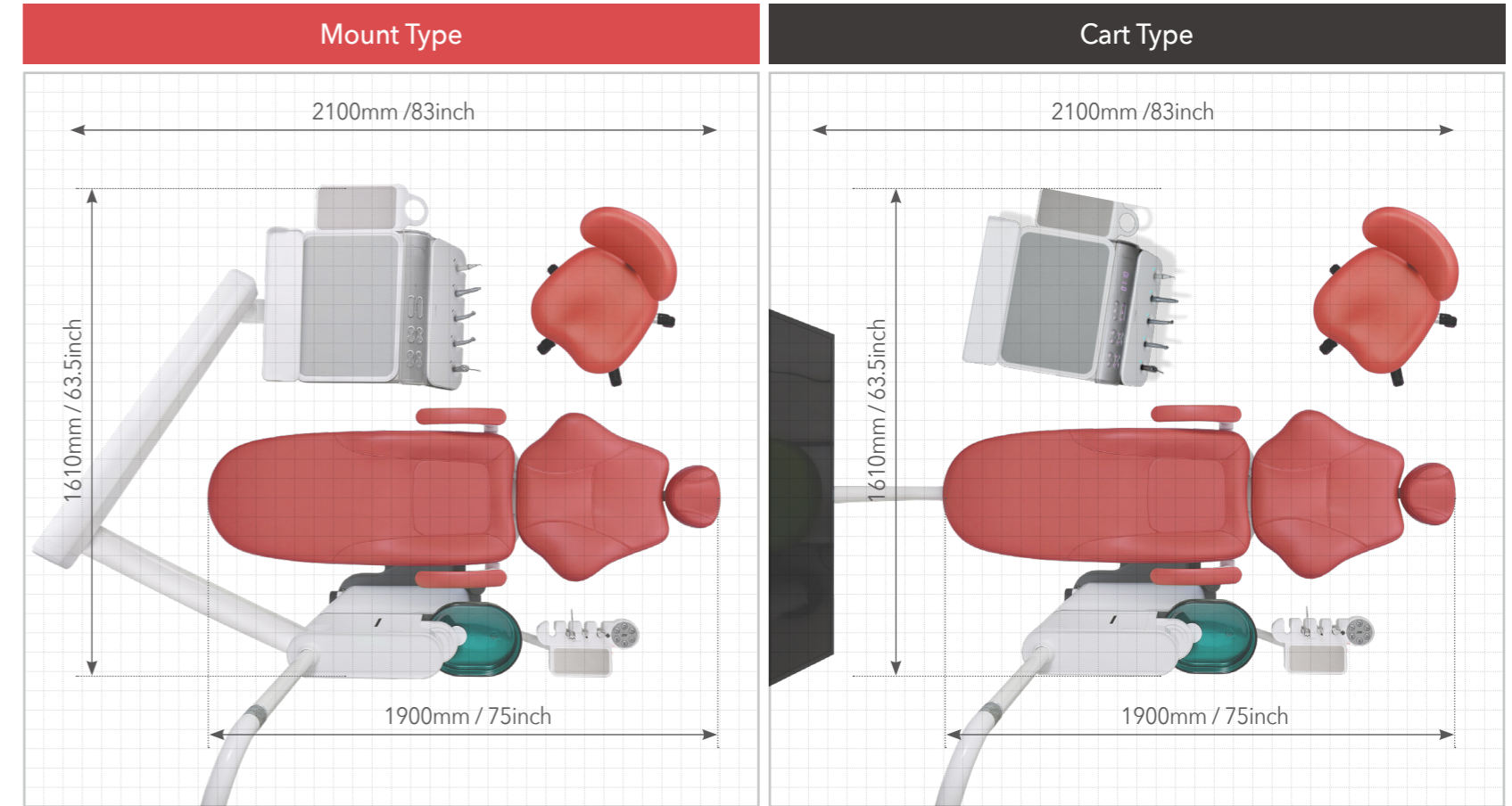
## Upholstery Colors



For more information  
and AR experience,  
please visit [imegagen.com](http://imegagen.com).



## Space Requirement



# Specifications

Main	No	Basic N2 Unit Chair – Mount Type	
Chair	1	Chair Base	Included
	2	Single Layer Cushion	Included
	3	Choice of Single or Double Joint Headrest	Included
	4	Left Armrest	Included
	5	Right Armrest	Optional
	6	Double Cushioned Seat	Optional
	7	Double Joint Headrest (Free upgrade)	Optional
Unit	8	Unit	Included
	9	24" Monitor Arm	Included
	10	Dbovine 5 Type Side Table Set	Included
	11	Assistant Table	Included
	12	Warmer/Boiler	Included
	13	Cuspidor/Spittoon – Glass	Included
	14	4 Holes Assistant Table – 1 EA x SVE (Saliva Vacuum Ejector), 1EA x HVE (High Volume Vacuum Ejector), 3-Way Syringe, 1Empty	Included
	15	Clean Water (Distilled Water Bottle)	Optional
	16	2nd Assi (Additional Suction)	Optional
	17	Air Suction	Optional
Doctor Table	18	Spittoon Valve & Selection Valve Set (Cuspidor Valve & Suction Valve Set)	Optional
	19	Doctor Table	Included
	20	5 Holes Hand Piece Tubing included – Hand Piece is not included	Included
	21	3-Way Syringe on Doctor Table	Included
	22	Chart Tray or Can Tray (Pick One)	Included
	23	Mouse Table	Included
	24	Clear Plastic Panel	Optional
	Hand Pieces	25	High Speed 1: W&H Synea Fusion Optic TG-98L+RQ-24 coupling
26		High Speed 1: W&H Synea Fusion Optic TG-97L+RQ-24 coupling	Optional
27		High Speed 2: W&H Synea Fusion Optic TG-98L+RQ-24 coupling	Optional
28		High Speed 2: W&H Synea Fusion Optic TG-97L+RQ-24 coupling	Optional
29		Low Speed 1: W&H Set (AM-25E Air Motor+HE-43 Contra+WE-56 Straight)	Optional
30		Low Speed 1: Micro NX Electric Motor Set Optic	Optional
31		Dmetec Scaler – Compact S	Optional
Light	32	Luvis LED Light C300	Included
	33	Dual Light ML 100A (Non-Camera Version; Remove C300 LED Light) Dual Light ML100A supporting 30,000Lux, Dual Light ML100B with camera supporting 40,000Lux	Optional
Stool	34	Doctor Stool	Included
	35	Assistant Stool	Optional
	36	Functional Doctor Stool	Optional
	37	Functional Assistant Stool	Optional
	38	Foot Control	Included

Main	No	Basic N2 Unit Chair – Cart Type	
Chair	1	Chair Base	Included
	2	Single Layer Cushion	Included
	3	Choice of Single or Double Joint Headrest	Included
	4	Left Armrest	Included
	5	Right Armrest	Optional
	6	Double Cushioned Seat	Optional
	7	Double Joint Headrest (Free Upgrade)	Optional
Unit	8	Unit	Included
	9	43" Monitor Arm	Included
	10	Dbovine 5 Type Side Table Set	Included
	11	Assistant Table	Included
	12	Warmer/Boiler	Included
	13	Cuspidor/Spittoon – Glass	Included
	14	4 Holes Assistant Table – 1 EA x SVE (Saliva Vacuum Ejector), 1EA x HVE (High Volume Vacuum Ejector), 3-Way Syringe, 1Empty	Included
	15	Operation/Instrument Table – Not available on Mount type	Optional
	16	Clean Water (Distilled Water Bottle)	Optional
	17	2nd Assi (Additional Suction)	Optional
Doctor Table	18	Air Suction	Optional
	19	Spittoon Valve & Selection Valve Set (Cuspidor Valve & Suction Valve Set)	Optional
	20	Doctor Table	Included
	21	5 Holes Hand Piece Tubing included – Hand Piece is not included	Included
	22	3-Way Syringe on Doctor Table	Included
	23	Chart Tray or Can Tray (Pick One)	Included
	24	Mouse Table	Included
	25	Clear Plastic Panel	Optional
Hand Pieces	26	High Speed 1: W&H Synea Fusion Optic TG-98L+RQ-24 coupling	Optional
	27	High Speed 1: W&H Synea Fusion Optic TG-97L+RQ-24 coupling	Optional
	28	High Speed 2: W&H Synea Fusion Optic TG-98L+RQ-24 coupling	Optional
	29	High Speed 2: W&H Synea Fusion Optic TG-97L+RQ-24 coupling	Optional
	30	Low Speed 1: W&H Set (AM-25E Air Motor+HE-43 Contra+WE-56 Straight)	Optional
	31	Low Speed 1: Micro NX Electric Motor Set Optic	Optional
	32	Dmetec Scaler – Compact S	Optional
Light	33	Luvis LED Light C300	Included
	34	Dual Light ML 100A (Non-Camera Version; Remove C300 LED Light) Dual Light ML100A supporting 30,000Lux, Dual Light ML100B with camera supporting 40,000Lux	Optional
Stool	35	Doctor Stool	Included
	36	Assitant Stool	Optional
	37	Functional Doctor Stool	Optional
	38	Functional Assistant Stool	Optional
	39	Foot Control	Included

**N2**  
The First Class





**Head Office & Factory** 45, Secheon-ro 7-gil,  
Dasa-eup, Dalseong-gun, Daegu, Korea

**Tel.** +82-1544-2285

**Gangnam Office** MegaGen Tower,  
607 Seolleung-ro, Gangnam-gu, Seoul, Korea

**Tel.** +82-1566-2338